

Registration Process for Ph.D Application

The research applicant needs to register as a user before entering the Ph.D application. Once the user credentials are created, the user can login and complete.

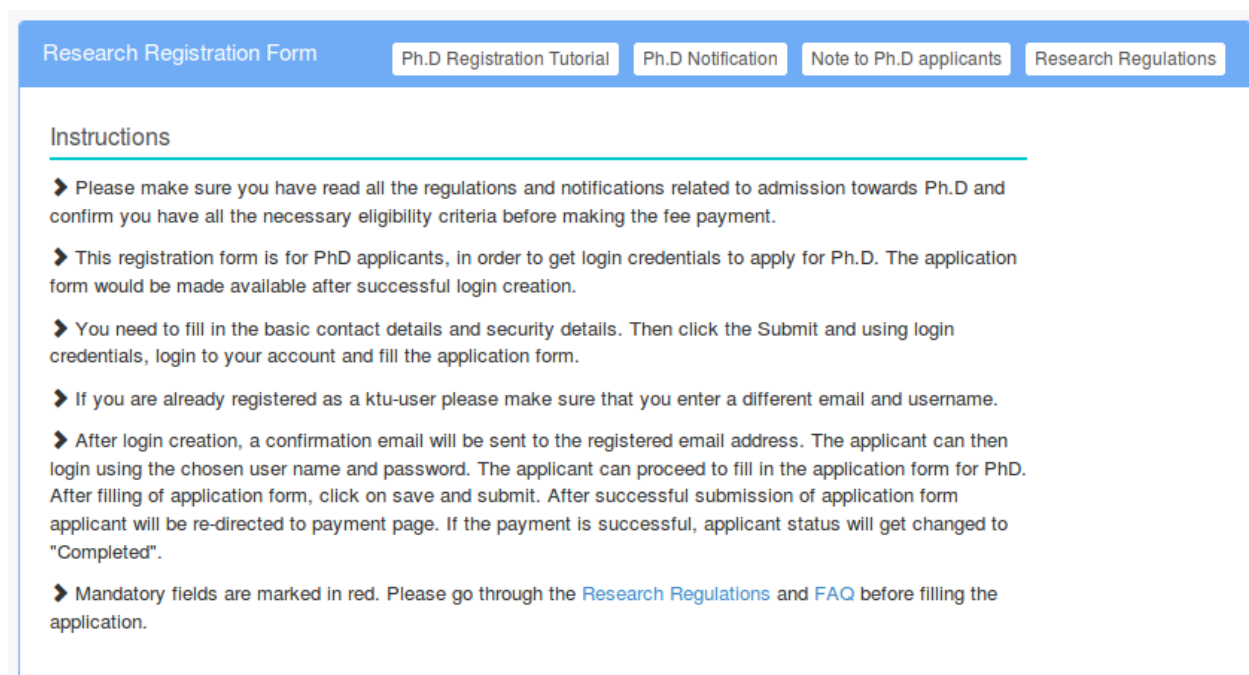
Disclaimer: This Ph.D application is for KTU affiliated colleges only. No other colleges are included.

Creating User Account

- Click on **`Research`** tab on the Home page.
- Read all the attached documents on the top right corner- **`Ph.D Notification`**, **`Note to Ph.D applicants`**, **`Research Regulations`** before beginning the registration process to make sure you are eligible for Ph.D application.
- Fill in all the necessary details to register as a Ph.D applicant.
Give Gender, Title, First Name, Middle Name, Last Name, Date of Birth, Category, Contact no, Email, Confirm Email Id, Alternate Email Id.

Choose User name, Password and then click save button.

- If you are an existing user in KTU portal, do not use the same email to register.




The screenshot shows a web interface for the 'Research Registration Form'. At the top, there is a blue navigation bar with the title 'Research Registration Form' and four buttons: 'Ph.D Registration Tutorial', 'Ph.D Notification', 'Note to Ph.D applicants', and 'Research Regulations'. Below the navigation bar, the main content area is titled 'Instructions' and contains six bullet points with right-pointing arrowheads:

- ▶ Please make sure you have read all the regulations and notifications related to admission towards Ph.D and confirm you have all the necessary eligibility criteria before making the fee payment.
- ▶ This registration form is for PhD applicants, in order to get login credentials to apply for Ph.D. The application form would be made available after successful login creation.
- ▶ You need to fill in the basic contact details and security details. Then click the Submit and using login credentials, login to your account and fill the application form.
- ▶ If you are already registered as a ktu-user please make sure that you enter a different email and username.
- ▶ After login creation, a confirmation email will be sent to the registered email address. The applicant can then login using the chosen user name and password. The applicant can proceed to fill in the application form for PhD. After filling of application form, click on save and submit. After successful submission of application form applicant will be re-directed to payment page. If the payment is successful, applicant status will get changed to "Completed".
- ▶ Mandatory fields are marked in red. Please go through the [Research Regulations](#) and [FAQ](#) before filling the application.

▼ Contact Details

Title	-Select-	Enter first name
Name (As per the Qualifying Certificate)	Enter first name	
Gender	-Select-	
Date of Birth	Date of birth	
Category	-Select-	
Contact No	Enter mobile number	
Email	Enter email	Confirm email
Confirm Email Id	Confirm email	
Alternate Email	Enter alternate email	

▼ Security Details

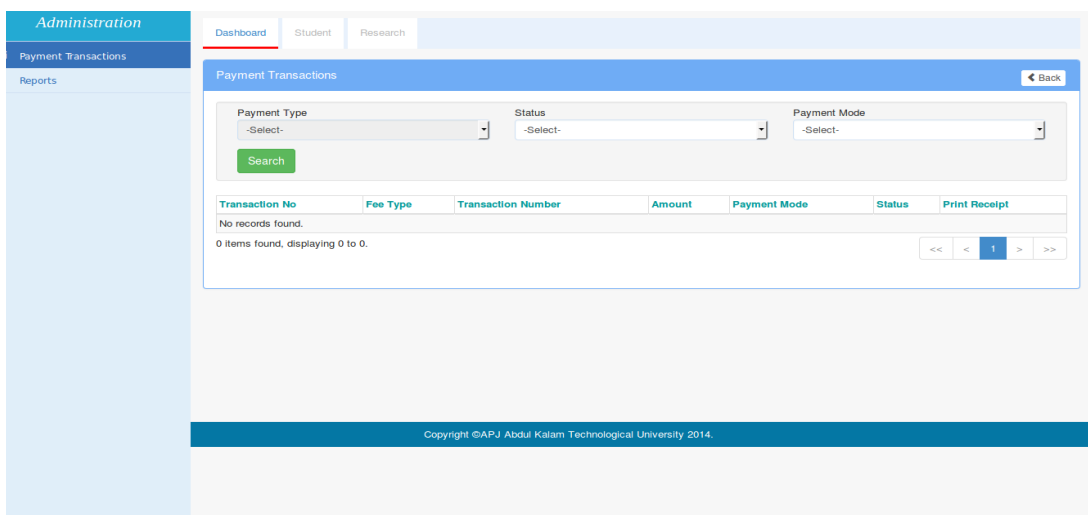
User Name	Enter user name
Password	Enter password
Confirm New Password	Confirm password
Enter the text shown in image	<input type="checkbox"/> I'm not a robot  reCAPTCHA Privacy - Terms

✓ Save

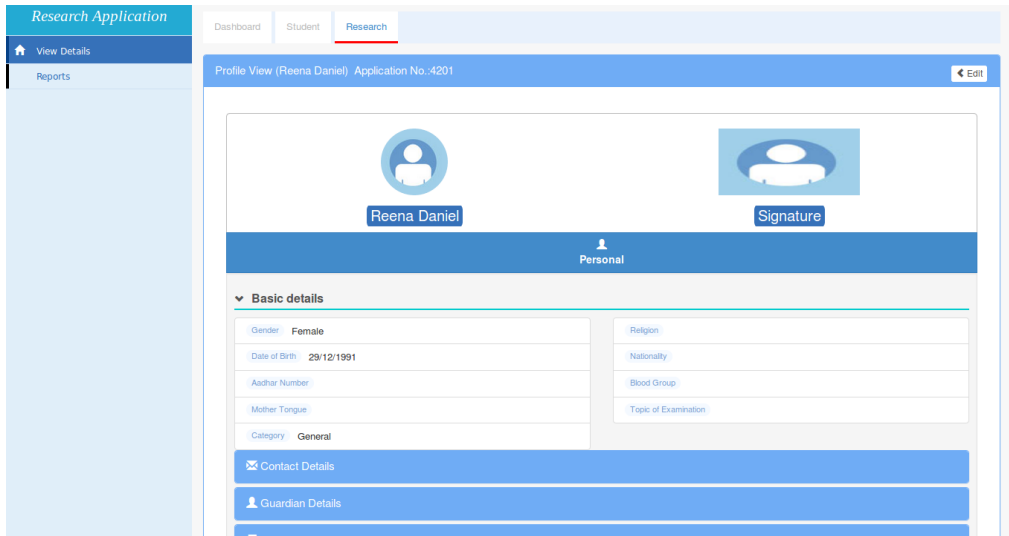
After you have successfully created your account, applicant will get a mail confirming your user name and password.

Application Process

Login to the application using your user name and password.



Go to `Research` tab, click on the **Edit** button on the top right corner.




Filling the application form

Research Application(GOKUL) Application No.:9857 Research Application Form-Tutorial

Instructions


- ▶ Mandatory fields are marked in red. Please go through the [Research Regulations](#) and [FAQ](#) before filling the application.
- ▶ Either qualifying exam details or experience details are mandatory.

▼ Photo and Signature of Student



Upload Applicant Picture
Max upload size 35 kb
Max Resolution size 170 x 150

No file selected. Browse...



Upload Applicant Signature
Max upload size 35 kb
Max Resolution size 250 x 150

No file selected. Browse...

▼ Basic details

<p>Name</p> <input type="text" value="GOKUL"/>	<p>Gender</p> <input type="text" value="Transgender"/>	<p>Date of Birth</p> <input type="text" value="16/06/1992"/>
<p>Aadhar Number</p> <input type="text" value="Enter Aadhar number"/>	<p>Nationality</p> <input type="text" value="Indian"/>	<p>Mother Tongue</p> <input type="text" value="Enter mother tongue"/>
<p>Religion</p> <input type="text" value="-Select-"/>	<p>Blood Group</p> <input type="text" value="-Select-"/>	<p>Caste</p> <input type="text" value="-Select-"/>
<p>Category</p> <input type="text" value="ST"/>	<p>Upload Category certificate Max upload size 40960 kb,pdf format</p> <p>No file selected. Browse...</p> <p>Upload valid community certificate issued by Tehsildar within 3 years as on the last date of the application</p>	

Differently Aabled (40% or above)

If applicant is differently abled, then applicant should upload differently abled support document.

Differently Abled (40% or above)

Upload Differently-Abled Support document

Max upload size 40960 kb,pdf format

No file selected.

Browse...

If the applicant is SC/ST category, then applicant should upload Category certificate that issued by Tehsildar within 3 years as on the last date of the application.

Category

ST

Upload Category certificate

Max upload size 40960 kb,pdf format

No file selected.

Browse...

Upload valid community certificate issued by Tehsildar within 3 years as on the last date of the application

For SC,

Category

SC

Upload Category certificate

Max upload size 40960 kb,pdf format

stock_ledger_godown1_pdf.pdf

Browse...

Upload valid community certificate issued by Tehsildar within 3 years as on the last date of the application

For NCL-OBC category, the applicant should upload NCL-OBC certificate that issued by village officer within one year as on the last date of application.

Category

NCL-OBC

Upload NCL-OBC document

Max upload size 40960 kb,pdf format

sample.pdf

Browse...

Upload valid NCL-OBC certificate issued by village officer within one year as on the last date of application

For General(EWS) category, the applicant should upload EWS certificate that issued by village officer for the current financial year .

Category
General(EWS) ▼

Upload EWS Certificate
Max upload size 40960 kb,pdf format
godown_purchase_invoice.pdf Browse...

Upload valid Certificate Issued by village officer for the current financial year

Fields with Red colour are mandatory.

- For **Part Time** applicants, select “Type of Scholar” as “Part time scholar” (faculty members with KTU Faculty Id can only apply for Part time PhD.)
- Select “Name of Affiliated College” as the college where you are working as a faculty.
- Type your “KTU faculty Id or name” and your name and faculty Id will be shown in the drop down list. Now, select the name from drop down list.
- If teaching experience is above 60 months, upload Experience Certificate
- Upload NOC (Mandatory) in the prescribed format signed by the appointing authority should be submitted. NOC issued by principal is not accepted.

▼ Registration Details

Type of Scholar
Part time scholar ▼

Research Field
Basic Science or Mathematics ▼

Discipline
PHYSICS ▼

Name of Affiliated College
AWH ENGINEERING COLLEGE ▼

Enter KTU Faculty Id
Anaswara c s(KTU-F32095)

Upload NOC
Max upload size 40960 kb,pdf format
Notification_and_Instructions_JSSC_23.02.2022.pdf Browse...

No Objection Certificate in the prescribed format signed by the appointing authority should be submitted. NOC issued by principal is not accepted

Teaching Experience in AICTE approved colleges in months
60

Upload Experience Certificate
Max upload size 40960 kb,pdf format
signedFile.pdf Browse...

Experience Certificate for a minimum continuous period of 3 months is mandatory (Regular/Guest /Contract/Adhoc).

For Full time and AICTE Doctoral Fellowship Scholars, only have to choose Research field & Discipline.

▼ Registration Details

Type of Scholar
Full time scholar ▼

Research Field
-Select- ▼

Discipline
PHYSICS ▼

For External part-time Scholars, choose research filed, Discipline, upload NOC and Name of Research Organisation or R&D Centre.

Registration Details

Type of Scholar: External part-time
 Research Field: -Select-
 Discipline: PHYSICS

Upload NOC
 Max upload size 40960 kb,pdf format
 Notification_and_Instructions_JSSC_23.02.2022.pdf

No Objection Certificate in the prescribed format signed by the appointing authority should be submitted. NOC issued by principal is not accepted

Name of Research Organisation or R&D Centre
 Enter name of Research Organisation or R&D Centre

For **QIP** or **AICTE NDF** or **KSCSTE fellowship** or **UGC-JRF** scholars choose **research field, Discipline** and upload **selection Letter**.

Registration Details

Type of Scholar: QIP
 Research Field: Engineering/Technology/Architecture
 Discipline: COMPUTER SCIENCE AND ALLIED BRANCHES

Upload Selection on Letter
 Max upload size 40960 kb,pdf format
 sample.pdf

For **Part time with JRF qualified** scholars , choose **research field, Discipline ,Name of affiliated College, Enter Faculty Id, Upload NOC & Fellowship document**. If teaching experience is above 60 months, upload **Experience Certificate**.

Registration Details

Type of Scholar: Part time with JRF qualified
 Research Field: -Select-
 Discipline: PHYSICS

Name of Affiliated College: AWH ENGINEERING COLLEGE
 Enter KTU Faculty Id: Anaswara c s(KTU-F32095)

Upload NOC
 Max upload size 40960 kb,pdf format
 Notification_and_Instructions_JSSC_23.02.2022.pdf

No Objection Certificate in the prescribed format signed by the appointing authority should be submitted. NOC issued by principal is not accepted

Upload Fellowship document
 Max upload size 40960 kb,pdf format
 No file selected.

Teaching Experience in AICTE approved colleges in months: 60

Upload Experience Certificate
 Max upload size 40960 kb,pdf format
 signedFile.pdf

Experience Certificate for a minimum continuous period of 3 months is mandatory (Regular/Guest /Contract/Adhoc).

For **CSIR-JRF** Scholars, Choose **Research Field, Discipline** & upload **Fellowship document**.

Registration Details

Type of Scholar: CSIR-JRF
Research Field: -Select-
Discipline: PHYSICS
Upload Fellowship document: No file selected. Browse...

- Fill Under graduation details and Post graduation details.

Under Graduation Details

University: cc
Branch: cxxc
Year of passing: 2008
CGPA/Percentage: Percentage Marks
Percentage Obtained: 44
Upload UG Certificate: godown_purchase_invoice.pdf. Browse...
Upload UG final consolidated mark-list: godown_purchase_invoice.pdf. Browse...

Post Graduation Details

University: fghfgh
Branch: fghfgh
Year of passing: 2009
CGPA/Percentage: Percentage Marks
Percentage Obtained: 34
 Result Awaiting PG Ongoing
Upload PG Certificate: No file selected. Browse...
Upload PG mark-list: No file selected. Browse...

For **PG Ongoing** scholars, should mark the check-box “PG Ongoing” and upload **Authorization Letter from the Head of the Institute & S1, S2 Score Card** .

Post Graduation Details

University: fghfgh
Branch: fghfgh
CGPA/Percentage: Percentage Marks
Percentage Obtained: 34
Note: Please Enter latest CGPA/Percentage details
 Result Awaiting PG Ongoing Is M.Phil Qualified ?
Authorization Letter from the Head of the Institute: No file selected. Browse...
S1 Score Card: No file selected. Browse...
S2 Score Card: No file selected. Browse...

For **Result Awaiting** scholars, should mark result awaiting check-box. And then upload “**Course Completion Certificate**” .

▼ Post Graduation Details

University Branch
CGPA/Percentage Percentage Obtained

Note: Please Enter latest CGPA/Percentage details

Result Awaiting

Course Completion Certificate
Max upload size 40960 kb,pdf format

PG Ongoing

Is M.Phil Qualified ?

For **M.Phil qualified** scholars, select the checkbox “Is M.Phil Qualified ?” and upload M.Phil Marklist & Certificate .

▼ Post Graduation Details

University Branch
CGPA/Percentage Percentage Obtained

Note: Please Enter latest CGPA/Percentage details

Result Awaiting

Course Completion Certificate
Max upload size 40960 kb,pdf format

PG Ongoing

Is M.Phil Qualified ?

M.Phil Marklist
Max upload size 40960 kb,pdf format

M.Phil Certificate
Max upload size 40960 kb,pdf format

- ❖ The Scholar belonging to **SC / ST / Physically Handicapped** category, the PG CGPA 5.5 is required & 6.5 for **General & other** Categories.
- ❖ The Scholar belonging to **SC / ST / Physically Handicapped** category, the PG Percentage 55% is required & 60% for **General & other** Categories.

Add Experience Details

▼ National Level Eligibility Test

Name of Exam Score Type Score
Valid From Valid To Upload qualifying exam score card
Max upload size 40960 kb,pdf format

▼ Experience Details

College/University	Period(Year)	Period(Month)	Position	
vbnbn	2	3	Assistant Engineer or equivalent or above	<input checked="" type="button" value="+"/> <input type="button" value="-"/>
Enter College/University	--Select--	--Select--	--Select--	<input type="button" value="+"/> <input type="button" value="-"/>

- If you worked in more than one organization-Click on Add button in **Experience Details**.

Choose Examination preferences: Choose Exam centre 1,2,3 and 4.

▼ Examination Preferences

Exam Centre 1: TRIVANDRUM

Exam Centre 2: KOTTAYAM

Exam Centre 3: THRISSUR

Exam Centre 4: KANNUR

Entrance Exam Topics

Specialization(Area of interest): Classical Mechanics

Subject 1(Mandatory): Mathematics

Subject2: Solid State Physics and Electronics

Subject3: Nuclear and Particle Physics

The above information furnished is true to the best of my knowledge. I understand that if any information is found incorrect my candidature will be canceled

Choose Entrance Exam Topics. Mandatory subjects are automatically selected in dropdown.

▼ Examination Preferences

Exam Centre 1: TRIVANDRUM

Exam Centre 2: KOTTAYAM

Exam Centre 3: THRISSUR

Exam Centre 4: KANNUR

Entrance Exam Topics

Specialization(Area of interest): Classical Mechanics

Subject 1(Mandatory): Mathematics

Subject2: Solid State Physics and Electronics

Subject3: Nuclear and Particle Physics

The above information furnished is true to the best of my knowledge. I understand that if any information is found incorrect my candidature will be canceled

❖ For **Full time, Part time ,KSCSTE Fellowship** and **External part-time** scholars, Examination preferences should be given.

- After filling the form, Select the declaration checkbox & click on “**save**” button then ensure that edited details are seen in the form.

▼ Examination Preferences

Exam Centre 1: KOLLAM

Exam Centre 2: PATHANAMTHITTA

Exam Centre 3: KOTTAYAM

Exam Centre 4: ERNAKULAM

Entrance Exam Topics

Specialization(Area of interest): Classical Mechanics

Subject 1(Mandatory): Mathematics

Subject2: Solid State Physics and Electronics

Subject3: Nuclear and Particle Physics

The above information furnished is true to the best of my knowledge. I understand that if any information is found incorrect my candidature will be canceled

- After save, Click on “**Final Submit**” button, your status get changed to “**Submitted**”.

On successful submission of application form, you will be directed to payment page.

The screenshot shows the 'Proceed to Pay' interface for a 'Research Registration Fee'. It features a summary table with the following data:

Field	Value
Total amount to be paid	Rs 1000.00/-
Total number of instalments	1
Amount to be paid per installment	Rs 1000.00/-
Balance Amount	Rs 1000.00/-

Below the table, there is a 'Payment Gateway' dropdown menu set to 'SBI ePay' and an 'Amount to be paid' input field with the value '1,000'. A green 'Make Payment' button is located at the bottom left.

- If your payment transaction is not successful, or you need to pay after logging out from the application, login once again and click on **Research** tab to pay.
- If your payment is successful, your status will get changed to “Completed(Fee paid, Submitted)”. You will get an email, regarding the status of your application, and the application form will be sent to KTU Research section for approval.

You can check the entered details and status by clicking on **Research** tab.

The screenshot displays the 'Research Application' profile view for Reena Daniel. The page includes a navigation menu with 'Dashboard', 'Student', and 'Research' (selected). The profile information is as follows:

Personal	
Gender	Female
Date of Birth	29/12/1991
Aadhar Number	11112223333
Mother Tongue	
Category	General
Religion	Christian
Nationality	Indian
Blood Group	A+ve
Topic of Examination	Architecture

Additional sections visible include 'Contact Details', 'Guardian Details', and 'Academic Details'. A signature of Reena Daniel is also present.